

ASAP *news*



Continuing the Little League tradition of making it "safer for the kids."



The 2009 Best Safety Plan winners were honored at the Little League World Series. From left, winners were: National and East Region, Big Pocono Little League's Safety Officer Michael Pal and President Mark Nayman; Southwest Region, Odem Little League's Safety Officer Tommy Vela; West Region, Redrock Little League's Safety Officer Janet Yee and President Kimberly Newman; Southeast Region, Weston Little League's President Tom Hall; and Central Region, Hopkins Area Little League's President Michael Pavelka and Safety Officer Lisa Pavelka.

Big Pocono Leads US in Safety

Combined league chartered in 2007 builds on safety initiatives to take top spot in 2009

When the local leagues in Reeders and Tannersville, Pennsylvania, combined their towns' Little Leagues in 2007, they knew they wanted to provide a great environment for the players, spectators, and volunteers of their new league. And part of that effort had to be to improve the safety for everyone.

So while it was a surprise for league President Mark Nayman that they won the national award for having the best safety plan in 2009, it was recognition of the hard work of the entire group in – as ASAP promotes – “making it safer for the kids.”

“Not only did the community get behind us, but it became a wave where even the kids got involved in identifying the things they wanted to see be addressed and fixed. From the board members, to the kids, to the community — the United Way and the Lions Club — all got involved after people found out what we were doing

and wanted to help us,” Big Pocono's Nayman explained. He gave credit to Safety Officer Michael Pal, and last year's safety officer Anthony Jordan for working so hard on the plan.

Big Pocono Little League was selected as the outstanding example of safety planning for the league's overall safety approach this year. The league spent time and effort on the core concerns of equipment and facilities to provide a safer on-field experience, and built on training initiatives to prepare volunteers in case of emergencies. It all started with the league taking a close look at their entire program to complete a safety audit in 2007. Since then, the audit has been completed annually, helping drive the safety decisions for the next year.

'Making it Safer' On-Field

Creating a safer experience for the kids of Big Pocono, located just west of the New Jersey/Pennsylvania state lines, begins with their equipment. Starting in 2007, the league phased in faceguards for all batting helmets. While optional equipment in many leagues, Big Pocono made it

mandatory for batting helmets to have faceguards. In addition, they mandated every pitcher wear a heart protector, and provided chest protectors specifically made for the female catchers.

“We saw some players coming away with injuries that we felt we could have protected them from, especially the face masks on helmets. We felt the cost, although expensive to do, we couldn't put a value on the safety of our players,” Nayman said. “We just really felt there were a number of things in the league we needed to address: bleachers, fences, facemasks, and heart protectors, as the concern with batted ball injuries, we didn't want to have the possibility of a pitcher injured by a batted ball. It was also well worth going out to spend the money on those faceguards. We were there for the players, and we wanted to protect them.”

Big Pocono implemented full disengage-able bases as mandated, with three sliding mats purchased to teach players proper sliding technique

Continued next page.

Big Pocono Takes National Prize: Best Safety Plan

Continued from page 1

when first learning to slide into bases. The league officials understand that equipment can only do so much, and have worked hard to improve the fields the children play on as well. This included completely resurfacing an outfield of the Tannersville field, and creating a surfaced field for their new Challenger League as well.

Training for All Possibilities

Big Pocono is similar to other national-winning leagues, in that the local board hosts a Safety Day where speakers specifically addressed topics such as why athletes should not use steroids, weather safety, “stranger danger,” bicycle safety, and proper warm-ups for athletes.

Other training sessions go over proper fundamental techniques of pitching, hitting, fielding, and throwing. They also split up their trainings to one skill set per meeting date, so the instructor can break down the skill for different age groups, and give participants time to go through the skills, as well as including a new step-by-step section with photos and instructions from their trainings in the safety manual in 2009.

CPR and AED Training Given

One of the biggest initiatives was the addition of automatic external defibrillators at the various sites, and training volunteers in their proper use. The league purchased CPR certification for all applicable coaches, managers, umpires and parent/team safety officers taking the training. “Anybody, even the Little Leaguers, were offered the class, and we paid for them,” Nayman said. This was in conjunction with a local foundation and YMCA that “supply, educate, and support CPR, AEDs, and other life saving equipment and training,” according to the plan. “This goes beyond teaching baseball and softball, and it stays with them for years to come.”

The safety training for volunteers included lightning awareness, including when and how to stop games and practices for threatening weather like lightning.

Checking, Badging Volunteers

One of the most outstanding aspects of Big Pocono’s safety plan was the vigorous way the league followed the plan. A critical area of any league is the quality of the volunteers spending time with the children in it.

Big Pocono not only used LexisNexis for all its background checks — which include full sex offender registry checks as well as criminal checks where available — they averaged almost seven background checks per team. The Little League expectation is most leagues will have around six volunteers per team that will need to be checked, from board members, umpires, maintenance staff, and “helpers” at practices; the two or three coaches per team many leagues check is just not an accurate reflection of the total number of volunteers involved in most leagues per team.

Big Pocono showed that it is possible to check ALL the appropriate people, to make sure they don’t have criminal records that would make them unsuitable to work with children. And with Little League’s paying for the first 125 checks through LexisNexis, Big Pocono only had to pay about \$125 to do all their volunteers’ checks, at \$1 per check after the first 125 free ones. For more information on LexisNexis and your league’s free background checks, see Little League’s Child Protection Program online.

In addition to checking all their volunteers, the league also instituted a badge system of photo IDs for all people who had been approved. This new initiative helped Big Pocono guarantee the people on field were supposed to be there, and is a great idea to take for your own league.

Concession Stand Safety

Keeping a safe environment for volunteers is also an important part of Big Pocono’s plan, and concession stand safety is a big part of that. The plan includes procedures regarding the minimum age of anyone in the stand (16), keeping a fire extinguisher suitable for grease fires in plain sight — with training for all workers on its safe use, proper training in the Heimlich maneuver, propane tank safety, and cooking/cleanup inspections and reporting, among others.

The Concession Stand manual includes a **Corrective Action Report** that includes what to do if any items on the checklist fail the inspection:

“If any item on this list is checked ‘No’, then complete the steps below.

“**Stop** the person, food, process, or use of equipment, as appropriate.

“**Determine** if the product(s) or ingredient(s) are not safe to serve (for example, cross-contamination has occurred, or ingredient is undercooked).

If not safe, discard the item!

“**Identify** source of problem.

“**Take** corrective action, as appropriate.

- “Troubleshoot equipment problem using the Equipment Management Reference Manual.
- “Retrain concession worker.
- “Wash, sanitize hands.
- “Wash, sanitize counter/equipment.

“**Notify** the concession stand manager, and/or another Big Pocono Board Member if the problem cannot be resolved.”

The manual’s checklist then has a place for notes on the corrective action taken, an important part of making sure concerns don’t keep occurring. Telling people what is expected to resolve a concern is an important part of a safety manual.

Controlling Disease, Infestation

The Big Pocono safety plan also provides information about several areas of concern for volunteers and players from diseases spread by rodents and insects. The most serious of these is the hantavirus, a potentially deadly disease from rodent droppings. The manual has a “safe cleaning” process for the pre-season cleaning of concessions and dugouts of suspected hantavirus, which is spread through the air and contact with rodents’ droppings.

Careful cleaning includes airing out the suspected infestation area, wearing rubber gloves to clean, and not sweeping or vacuuming the droppings, but rather spraying with disinfectant or a bleach solution (one part bleach to 10 parts water) and allowing to soak for at least five minutes prior to


Continued on back page.

Central Region ASAP Up to 81%

This year, 85% of all Little Leagues participated in ASAP, helping to avoid over 55,000 injuries since the program's inception. The leagues across the country in 2009 earned over \$625,000 in league awards from Chartis Insurance. In addition, leagues submitting their safety plans early, and having them approved by April 1 in 2009, helped districts earn over \$64,000 last year. The following pages list participation numbers by region, state, and district.

Central Region

Dis. No.	Administrator Name	2007 %	2008 %	2009 %
ILLINOIS 74%				
1	Scott Tolliver	0	16	20
2	Dave Lohr	0	7	8
3	Charles McClung	66	66	66
4	Verba Kirksey	10	20	50
5	Jack Burns*	0	30	60
6	Sandy Ducat	28	57	66
7	Larry Wedryk	0	33	83
8	Roger Petrick	66	50	25
9	Nicholas Gianacakos	100	100	100
10	Joseph McMillan	0	92	92
11	Linda Sanfilippo	100	100	100
13	Phil Rizzo	95	94	94
15	Edwin Plys	100	100	100
16	Donald Haley	10	0	57
17	Tim Ward	85	85	93
18	Karla Gifford	71	64	62
19	Pamela Medema*	28	16	0
20	Trevor Timothy*	93	87	100
INDIANA 92%				
1	Steve Heck	82	88	81
2	Paula Grede	94	93	92
3	Jimmy Tieben	73	100	87
4	Mike Howard*	80	100	75
5	Shelly Gaither	66	83	83
6	Donald Mason	70	90	100
7	Derek Lisby*	83	100	100
8	Mark Commons	85	92	93
9	Dean Pierson	100	100	100
10	George Glick	76	86	93
11	Kevin Weinberg	100	100	87
12	Edward Harris	100	100	100
13	Brian Simpson	92	84	84
14	Marlin Culp	100	100	100



IOWA 79%				
1	Kevin Beaman	40	50	71
2	Jim Fascher	94	100	100
3	Russ Jones*	30	63	68
4	Kevin Hladik	94	100	94
5	Larry Sellers*	100	100	100
6	Mike Malenosky	30	33	33
KANSAS 57%				
1	Tim McCauley	0	0	0
2	Wayne Metcalf	25	62	57
KENTUCKY 92%				
1	John Roll	100	100	100
2	Brad Clifford*	43	70	55
3	W O Bradley	84	85	100
4	Franklin Stivers	55	83	68
5	Roger Romines Sr	75	100	100
6	John Darnell	100	100	100
7	Arnold Wheeler	100	100	92
MICHIGAN 86%				
1	Mark Hillabrand	28	38	55
2	Bud Vanderberg	100	100	100
3	Bruce Barton	75	83	100
4	Steve Fogle	27	33	42
5	Sharon Mayer	100	100	100
6	Ron DeCoopman	100	100	100
7	Edward Hotchkiss	94	94	100
8	Dorine Britton	94	100	100
9	John Edgerle	100	100	100
10	Don Howes	54	50	60
11	Robert Hamen	100	100	100
12	Jone Benedict	61	61	62
13	Brett Wyatt*	33	55	66
14	Randy Madison	65	76	72
15	John Kounelis	50	71	72
16	Larry Fix	100	100	100

MINNESOTA 62%				
1	Gerald Sandler	100	100	100
2	Jim Warnest	25	27	42
3	Henry Chruscielski	9	0	0
4	Bob Olson	78	90	70
MISSOURI 48%				
1	Paul Nolte	0	0	0
2	Mike Greninger	37	50	57
3	Michael Wilson	37	50	85
4	Gary Kespohl	72	77	57
NEBRASKA 12%				
3		12	10	12
OHIO 84%				
1	Tony Tulino	85	86	100
2	Gary Williams	53	61	58
3	Charles Umbaugh	50	75	100
4	Alan Parnacott	93	92	91
5	Harry Morrison	60	83	23
7	Lucy Fultz	33	33	25
8	Shannon Walker*	33	33	100
9	Roger Fox	87	77	87
10	Ron Hoag	16	43	50
11	Donald Rawlins*	100	100	100
SOUTH DAKOTA 40%				
1	Eugene McGhan	62	38	40
WISCONSIN 86%				
1	James Joseph	100	100	100
2	Beth Malott*	89	37	100
3	Jenny Walker*	92	73	80
4	Jeff Wolfe	86	73	76
5	Robert Stasney	66	66	66
6	Butch Faber	100	100	100

* Indicates new District Administrator in 2009.

East Moves to 81% Participation

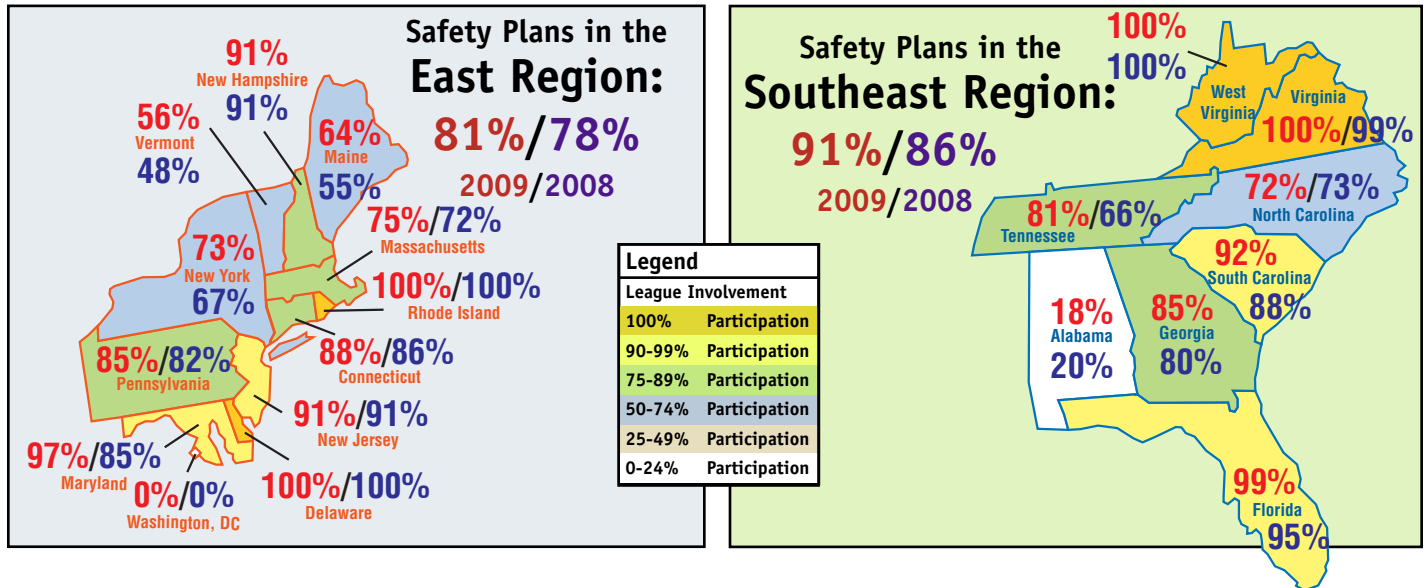
East Region

Dis. No.	Administrator Name	2007 %	2008 %	2009 %
CONNECTICUT				88%
1	Scott Miller	100	86	92
2	Lou Bleggi	53	38	61
3	Wendle Stiber	80	72	100
4	David Ruotolo	100	100	100
5	Robert Watson	100	100	100
6	Caren Morin	85	85	86
7	Bill Howard	64	71	61
8	Peter Preli	78	74	61
9	Robert Duval	88	100	100
10	Denise Donelin	100	100	100
11	Martin McKinney Jr	94	100	100
DELAWARE				100%
1	Robert Newnam	100	100	100
2	Frank Distefano*	92	100	100
3	Martin Donovan	100	100	100
MAINE				64%
1	Robert Dorr	100	100	100
2	Dana Verge	37	75	100
3	Robert Stevenson	26	27	28
4	Linda Bowles	15	23	44
5	Scott Edwards*	20	37	62
6	Stephen Cole	94	88	88
MARYLAND				97%
1	Richard E. Carter	100	100	92
2	Gregg Quedeweit	100	87	100
3	Paris Inman (D.C.)	0	0	0
4	Quinn Hren	86	71	87
5	Martin Thompson	100	100	100
6	Keith Christopher	100	100	100
7	Edward Wojtkowski	78	100	100
8	Leo Ehrisman	90	70	100
MASSACHUSETTS				75%
1	Donald Gleason	50	50	71
2	Steve Depalma	45	63	63
3	Bob Desilets	100	100	100
4	Douglas Hannam	100	100	100
5	Dave Obuchowski	100	100	100
6	Jeffrey Silvia	45	60	50
7	Robert Stearns	80	70	82
8	Donald Whitman	50	54	40
9	Edward Greatorex	88	87	88
10	Ellen Brown-Lipoma	44	44	50
11	Phil Albert*	33	36	27
12	Bernard Colbert	81	77	100
13	George Berardi	86	86	69
14	Frank Flanagan	22	46	35
15	Stanley Brown	80	75	100
16	Alice O'Neil	46	53	69

NEW HAMPSHIRE				91%
1	Donald Kirkland II	96	93	92
2	Mary Nyhan*	80	87	87
NEW JERSEY				91%
1	Edward Hastings	100	100	100
2	Mike Basile	100	100	100
3	Tom McCarville	42	93	93
4	Cesare Papetti	86	86	81
5	Ron Teel*	92	80	92
6	Tom Marguccio	100	80	90
7	Carmine Conti	27	76	100
8	Rich Franco	30	75	54
10	Gary Giackette	100	100	100
11	Anthony Richardson	100	100	100
12	David Koehler	100	100	100
13	Joe Rigler	45	100	100
14	Jerry Murphy	100	100	87
15	Jim Bobbitt	100	100	94
16	Richard Feldman	86	93	100
17	Charles Fortenbacher	44	82	87
18	Edward Wardell	93	92	78
19	Buddy Coates	86	100	100
20	Lori Grant	62	87	93
21	Joe Romanelli	80	88	85
NEW YORK				73%
1	John Godfrey	85	100	100
2	Don Jordan	100	100	100
3	Jim Demmer	63	90	77
4	Diane Noga	75	80	78
5	Mike Kelsey	90	80	88
6	Mike Coghlan	93	100	100
7	Chris Kenderes	55	27	27
8	Dan Cavallo	93	100	96
9	Patrick Hetherington	20	80	88
10	Mike Mahoney	10	10	84
11	Daniel DeCelle	23	33	41
12	Charles Fitzpatrick	65	55	66
13	Leonard Ricchiuti Jr.	100	100	100
14	Gary Krill	53	84	90
15	Guy Madsen	100	100	100
16	Nick Gantner	83	100	100
17	Dom Letterii	100	100	100
18	Joe Sagaria	100	100	100
19	John Ward	53	53	60
20	David Home	57	55	62
21	Dawn Hone	28	28	0
22	Chris Amaroso	35	42	42
23	James Nolan	16	45	42
24	William Panzella	100	100	100
25	Dan Cavanagh	0	0	0
26	Abe Miller	0	0	0
27	Harold Weissman	18	10	11

28	Al D'Elia	14	25	37
29	John Boccuzza	30	69	61
30	Don Urban	16	16	25
PENNSYLVANNIA				85%
1	Bill Dithrich	53	50	58
2	Walter Strosser	92	100	100
3	Tom Roberts	18	45	36
4	Anita Connelly	6	100	100
5	George Baughman	64	75	56
6	Bob Loncar	0	70	60
7	John Rupp Sr.	16	18	54
8	Jim Stonaha	89	100	100
9	Robert Swope Sr.	100	100	100
10	Glen Fiebig	0	56	53
11	Barbara Holovka	27	80	100
12	Scott Leinbach	100	100	100
13	Greg Brouse	85	92	92
14	Joe Wendler	73	78	71
15	William Serfass	100	100	95
16	Fred Desanto	96	100	100
17	Michael Serino	96	100	100
18	James Burns	50	40	67
19	Duke Nasino	41	31	28
20	Randy Raab	100	100	100
21	Gary Minster	50	90	90
22	Earl Mercadante	27	58	66
23	Jennie Todd*	82	100	91
24	Charles Roberts	90	95	100
25	Terrance Bean	89	88	100
26	Doug Talmadge	60	87	100
27	Joseph Nartowicz	85	93	100
28	Dave Trent	93	85	100
29	Bernard Kozen	100	100	100
30	Howard Lemonick	18	44	50
31	Fred Desanto	0	100	100
32	Michael Serino	0	100	100
RHODE ISLAND				100%
1	John Pesaturo	100	100	100
2	Robert Walker Jr.	73	100	100
3	Mary Ellen Lindemann	100	100	100
4	William P. Freaney	100	100	100
VERMONT				56%
1	David Hartnett	28	28	42
2	Bill Holiday	40	66	50
3	Jeremy Read	46	69	78
4	Gary Royer	10	30	50

Southeast Raises Safety to 91%



Southeast Region

Dis. No.	Administrator Name	2007 %	2008 %	2009 %
ALABAMA				18%
3	Robert Thomas	0	0	0
4	Keith Mayfield	83	77	62
5	Jimmy Wilson	14	14	0
6	Gary Scales	17	16	50
7	Kerry Keller	0	0	0
8	Kim Thomas	10	0	0
FLORIDA				99%
1	Ron Covey	85	100	100
2	Ron Jernick	72	66	100
3	Terri O'Neal	100	100	100
4	John Tucker	100	100	100
5	Swanee Franklin	100	100	100
6	Greg Sinadinos	83	91	100
7	John Knapp	80	100	100
8	Eric Pearson*	45	70	100
9	Mert Leeman	100	100	100
10	Sue Conklin	76	69	100
11	Larry L. Geiger	100	100	100
12	Anthony Gisonni	100	100	100
13	Charles A Lieble Jr.	100	100	100
14	Debbie Dobbs	81	91	100
15	Frederick Lorentsen	100	100	100
16	Fran Slump	100	100	100
17	Dewey Hudman	100	100	100
18	Tese Willis	100	100	100
19	David Viers	100	100	100
20	Michael Crow	100	100	100
21	Ann Monast	100	100	100
22	Joseph LeBlanc	100	100	100

23	Ken Woodburn	100	83	100
24	Robert McKinney	100	91	100
25	Joe Fountain	100	100	87
26	Nicole Pelkey*	100	100	87
27	Dan Willis	0	100	100
GEORGIA				85%
1	Thomas Gooch	28	40	50
2	Jeff Colwell	100	80	71
3	Horace Beaty	100	66	100
4	Linda North	100	100	100
5	Mickey Lay*	12	60	83
6	Ralph Herndon	25	57	50
7	Jeremy Haley	100	87	100
8	Bernard Ashley	70	91	83
9	Jimmy Fortson	0	0	0
10	Robin Scott	100	100	100
NORTH CAROLINA				72%
1	Terry Cobb	100	100	100
2	George Groce	28	95	80
3	Bob Parnell	0	0	14
4	Terry Lee Giles	25	25	14
5	David Burnette	22	100	94
6	Joseph Zema	30	27	66
7	Joe Cook	92	100	81
SOUTH CAROLINA				92%
1	Tommy Keef	62	100	100
2	Travis Ellis	71	71	100
3	Russell White	25	50	71
4	Bill Edmonds	66	100	100
5	Danny McFaddin	0	75	80
6	Chip Brownlee	66	100	100
7	Steve Johnson	90	100	100
TENNESSEE				81%
1	Tommy Hatchett	9	13	16

2	Ray Eidson	0	100	100
3	Al Franklin*	18	40	57
4	Wayne Treadway	88	80	100
5	Philip Winters	92	100	85
6	Mike Foy	18	75	100
7	Robert Douglas Jr.	10	0	100
8	Aaron Miller	54	100	60
9	Tommy Shelton	18	63	70
VIRGINIA				100%
1	Bill Hill	100	100	100
2	Dwayne Tuggle	85	100	100
3	Craig Owens	100	100	100
4	Ellen Witherow	100	100	100
5	Gail Turner	100	100	100
6	Jean Albertson	100	100	100
7	Floyd Price	92	100	100
8	Jake Hardison	100	100	100
9	Kevin Cheezum	100	100	100
10	Bob Sottile	100	100	100
11	Robert Huff	100	100	100
12	Fred Corbett	90	88	100
13	Donald Baker	100	100	100
14	Jimmie Straley	100	100	100
15	John Mitchell Jr.	83	100	100
16	Lamott Smith	100	100	100
WEST VIRGINIA				100%
1	Phil Weber	100	100	100
2	Mike Vickers	100	100	100
3	John Niewierowski	100	100	100
4	Paul Flanagan	100	100	100
5	Donna Haynes	100	100	100
6	Richard Allison	100	100	100
8	Hilda Kilonsky	100	100	100

* Indicates new District Administrator in 2009.

West Sets the Safety Pace at 94%

West Region

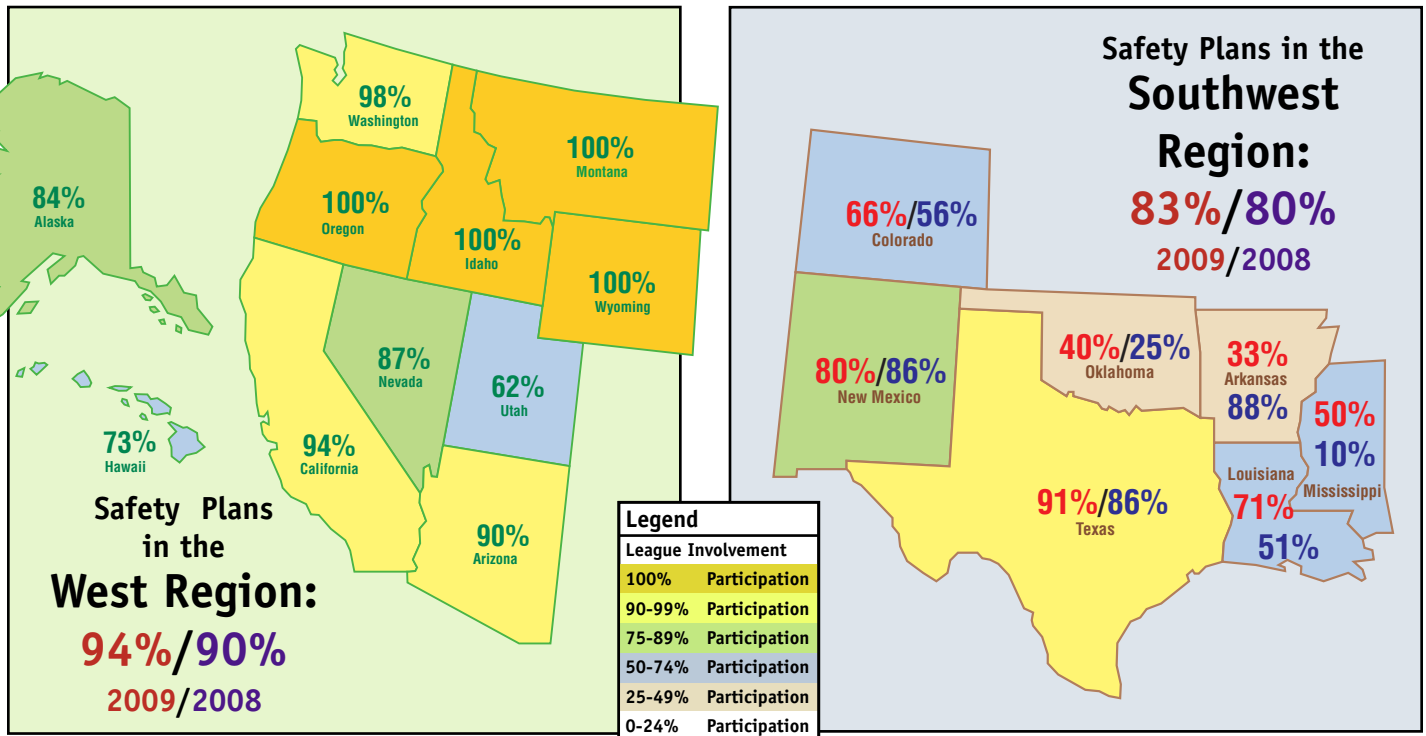
Dis. No.	Administrator Name	2007 %	2008 %	2009 %
ALASKA 84%				
1	David Gemmell	73	78	78
2	Duane Bell	100	85	100
ARIZONA 90%				
1	Kevin Mullaney	77	83	88
2	David Eaton	88	88	100
3	Mark Lane	100	100	92
4	Stephanie Apodaca	40	10	66
5	Gene Biernat	93	100	100
6	Irwin Altman	66	66	100
7	Bob Gallego	92	84	90
8	Laura Wilson*	45	70	80
9	Kim Newman	100	100	100
10	Bob Sanders	100	100	100
11	Lee Ann Saiz	14	0	0
12	Earl Causbie*	100	93	100
13	Joe Diaz	50	66	66
14	Chester Petrosky	100	84	100
CALIFORNIA 94%				
1	Tim Benton	50	50	50
2	Tom McKinney	100	100	100
3	Ned White	100	100	100
4	Ernie Lewis	100	100	93
5	Norman Fuller	100	100	100
6	Wayne Del Nero	88	100	100
7	Craig Johnson	100	100	100
8	Deanna Martinez	100	100	100
9	Deborah Trice	31	28	71
10	Bob Berry	6	42	100
11	Richard Gold	100	100	100
12	Jenice Condie	100	100	100
13	Antonio Hernandez	81	100	100
14	Reggie Torres	100	100	100
15	Jeanne Thompson	45	72	100
16	David Ritchie	85	83	83
17	Rick Caldwell	100	100	100
18	Milan Mrakich	100	100	100
19	Lupe Galaz	66	66	50
20	Don Brady	90	77	77
21	Gary Mendoza	100	100	100
22	Tony Ojeda	75	80	80
23	Alan Fitzgerald*	64	64	100
24	Chris White	100	100	100
25	Marty Hoy	100	100	100
26	Thomas Cairns*	100	100	88

27	Jimmie Timms	66	100	87
28	Frank Cantino*	100	100	100
29	Carolyn Johnson	100	100	100
30	Denny Curran	100	100	100
31	Larry Burch	93	100	93
32	Lisa Lapage	100	100	100
33	Clay Berry	100	100	100
34	Barry Lowry	25	33	57
35	Donald Goodman	100	100	100
36	Dennis Drag	100	100	100
37	Jerry Flory	100	100	100
38	Bob McKittrick	100	100	100
39		58	100	100
40	Domenic Iadevaia	100	100	100
41	Kim Mowrey	100	100	100
42	Ernie Lucero	100	88	88
43	Randy Robbins	100	100	91
44	Felix Balga	100	100	100
45	Mike Debone	100	100	100
46	Dennis Peck	100	100	100
47	Bruce Barnett*	100	100	100
48	Pat Keena	30	30	30
49	Greg Hobbs	100	100	100
50	Larry Haagensen	42	50	50
51	Jeff Ahrens	100	100	100
52	John Christensen	100	100	100
53	Jim Spering	100	100	100
54	Bob Fogle	100	100	100
55	Tamara Lindner	100	100	100
56	Richard J. Michal*	63	66	75
57	David Wetmore	100	100	100
58	Howard Reeves	86	55	67
59	Richard Schoonover	100	100	100
60	Dan Ayala	83	20	50
61	Darrel Harlan	80	90	80
62	Mark Groh	100	100	100
63	Francine Mackey	100	70	100
64	Michael Pappa	100	100	100
65	Paula Lyon	77	100	88
66	Rolland Slade	100	100	100
67	Bill Faulkner	100	89	60
68	Ezio Petrella	100	100	100
70	Jeff Vanderveen	100	100	100
71	Doug Morris	0	100	100
72	Greg Holm	0	100	100

HAWAII 73%				
1	Robert Kawamoto	50	100	50
3	Naomi Campbell	33	83	66
4	Calvin Unoki	71	100	57
6	Mary Ciacci	100	100	100
7	Betty Nago	100	100	100
IDAHO 100%				
1	Will Neal	66	73	100
2	Denise McCarrel	100	90	100
MONTANA 100%				
1	Rick J Devore	92	100	100
2	Keith Miller*	93	100	100
NEVADA 87%				
1	Mary Ann Redinbaugh	100	100	100
2	Robert Fleming	100	100	100
3	Sam Sandoval	68	73	57
4	Michael Aker	100	100	91
OREGON 100%				
1	Regina Strickland	100	100	100
2	Georgia Herr	100	100	100
3	David Hicks	100	100	100
4	Gary Rowell	100	100	100
5	Phyllis Kosanke	100	100	100
6	Kim Nelson	100	100	100
7	Debbie Bedell	100	100	100
8	Gary Gentry	100	100	100
9	Raleen Hockenberry	100	100	100
UTAH 62%				
1	Martin Anderson	0	0	62
WASHINGTON 98%				
1	Tony Monfiletto	100	100	100
2	Patrick Ryan*	100	100	100
3	Steve Grandorff	90	100	100
4	Mike Ray	100	100	100
5	Archie Taylor	66	87	100
6	Thomas Dent*	90	90	90
7	Michael Wydick	80	100	100
8	Gilbert Nilson*	100	100	100
9	Bob Toigo	100	100	100
10	Charlie Frampton	100	100	100
11	Paul Williams	100	100	100
12	David Braich	63	90	90
13	George Kinney	80	100	100
WYOMING 100%				
1	William Sedlacek	93	100	100

* Indicates new District Administrator in 2009.

So'west Region Improves to 83%



Southwest Region

Dis. No.	Administrator Name	2007 %	2008 %	2009 %
ARKANSAS				33%
1	Donnie Walters	50	73	25
3	Travis Young	88	100	100
4	Jeff Smallmon Sr.	100	100	0
COLORADO				66%
1	Dana Palmer*	50	44	66
2	David Penney	30	23	46
3	Shanon Sabados	83	75	62
5	Mike Sedillos	100	100	100
LOUISIANA				71%
1	Val Domingue	100	100	100
2	Dennis Stephens	67	67	100
3	Wayne Ryan	0	0	25
4	Hugh Lemoine Jr.	28	71	85
5	Brent Shuff	33	57	62
6	Dick Allen	25	25	50
MISSISSIPPI				50%
1	Clif Marshall	20	0	20
2	Linda Cospelich*	33	17	80
NEW MEXICO				80%
1	Francisco Guerra	77	88	100
2	Troy Grant	62	100	100
3	Norman Kia	100	100	75
4	Miranda Quintana	50	62	37

5	Camilla Serrano	100	85	88
6	Troy Grant*	22	33	50
7	Jim Cook	80	100	100
8	Adolph Perea Jr.	100	100	88
9	Grace Estrada	87	100	85
OKLAHOMA				40%
1	Jerry McKissack	33	25	40
TEXAS				91%
WEST TEXAS				75%
1	Tracy Poole	31	100	100
2	Rusty Weir*	81	58	80
3	Larry Brown	9	43	28
4	A J Turner	66	63	73
5	Tim Crowe*	83	92	92
6	Morris Stone	70	100	87
7	Charles Buckner	93	80	100
8	Michael Lucky	63	88	100
9	Gary McCully	36	63	54
19	Richard Buckelew	100	100	100
21	Barbara Lestourgeon	40	75	100
22	Ray Mooney	100	100	100
23	Rick Reyes	86	85	100
24	Mario Sais	92	83	83
26	Duane Durst	100	100	100

34	Sabas Zapata III	0	80	80
35	Gerald McCrary	100	100	100
36	Frank Montes	0	0	0
37	Larry Brown	44	0	0
38	Stan McKinney	20	22	25
EAST TEXAS				99%
10	Michael Farrel	100	100	100
11	Ricky Duncum	60	100	100
12	Charles Boykin	100	100	100
13	Jerrell Weir	100	100	100
14	Charlie Sweetin*	100	100	88
15	Ferris Maness	100	100	100
16	Charlie Fox	93	86	100
17	Tom Edge	23	76	100
18	Gary Pate	72	100	100
25	Ken Moran	88	75	100
27	Frank Cavazos	80	87	100
28	R B Hunt	100	100	100
29	Olan McBroom	100	100	100
30	Glynn Tucker	100	85	100
31	Joe Patterson	33	93	100
32	Jerry McInnis	100	100	100
33	Hardy Nevill	50	100	100

* Indicates new District Administrator in 2009.

Big Pocono Leads US in Safety Planning

Big Pocono

Continued from page 2

removing. Put any rodent droppings, nests or other contaminated items in a double bag for disposal. Wash the gloved hands in household disinfectant and then in soap and water, and then thoroughly wash bare hands after removing gloves. Proper respiratory protection device, eye protection, rubber boots or disposable shoe covers, and coveralls over clothing is recommended.

Proper precautions to avoid rodent infestation include sealing the concession stand of even small openings (down to ¼ inch), removing anything that could attract mice or rats around the exterior of the building (weeds, garbage, wood piles), and keeping the interior's food rodent-proof and all surfaces clean.

In their first aid section, volunteers are taught about safe handling of bee stings and insect bites, serious allergic reactions – including peanut allergies in their concession manual, snake bites, bites from bats and other animals, tick bites/Lyme disease, and head lice. The first aid section also addresses more common sports injuries, dental injuries and how to save a broken tooth, how to recognize asthma flare-ups, and proper accident reporting procedures.

Field Safety Day Everyday

Finally, another great idea Big Pocono uses is the approach of involving the entire league in safety. Feedback is sought online through email exchanges, safety suggestion boxes at the major fields, and continuation of the safety audit of their fields to look for and improve upon any deficiencies.

Safety signs are posted around the different fields, reinforcing the safety messages to all.

“We’re constantly looking for improvements; if we think we can do something better next year, we have our safety officer and safety committee looking at the facilities and equipment as soon as the fall ball season is done, and we’re looking at it again,” Nayman added.

“It’s never done. We never feel like it’s 100% done. It’s not only the board, but everyone down to the youngest players,” Nayman said. “We’re very, very proud of what we’ve done. It’s not only the president and safety officer, but everyone involved.”

All materials in the ASAP News may be reprinted by chartered Little Leagues without prior permission.
 E-mail: asap@musco.com
 Fax: 641/672-1996

**24 Hour Hotline:
 800/811-7443**

© October 2009,
 Little League®
 and Musco Lighting
 facilitated and published by
 Little League Baseball®
 and Softball
 ASAP News is a service of
ASAP News

539 US Route 15 Hwy
 PO Box 3485
 Williamsport, PA 17701-0485



FORWARDING SERVICE REQUESTED

PRESORTED
 FIRST-CLASS MAIL
 U.S. POSTAGE PAID
 DES MOINES, IA
 PERMIT NO. 4053